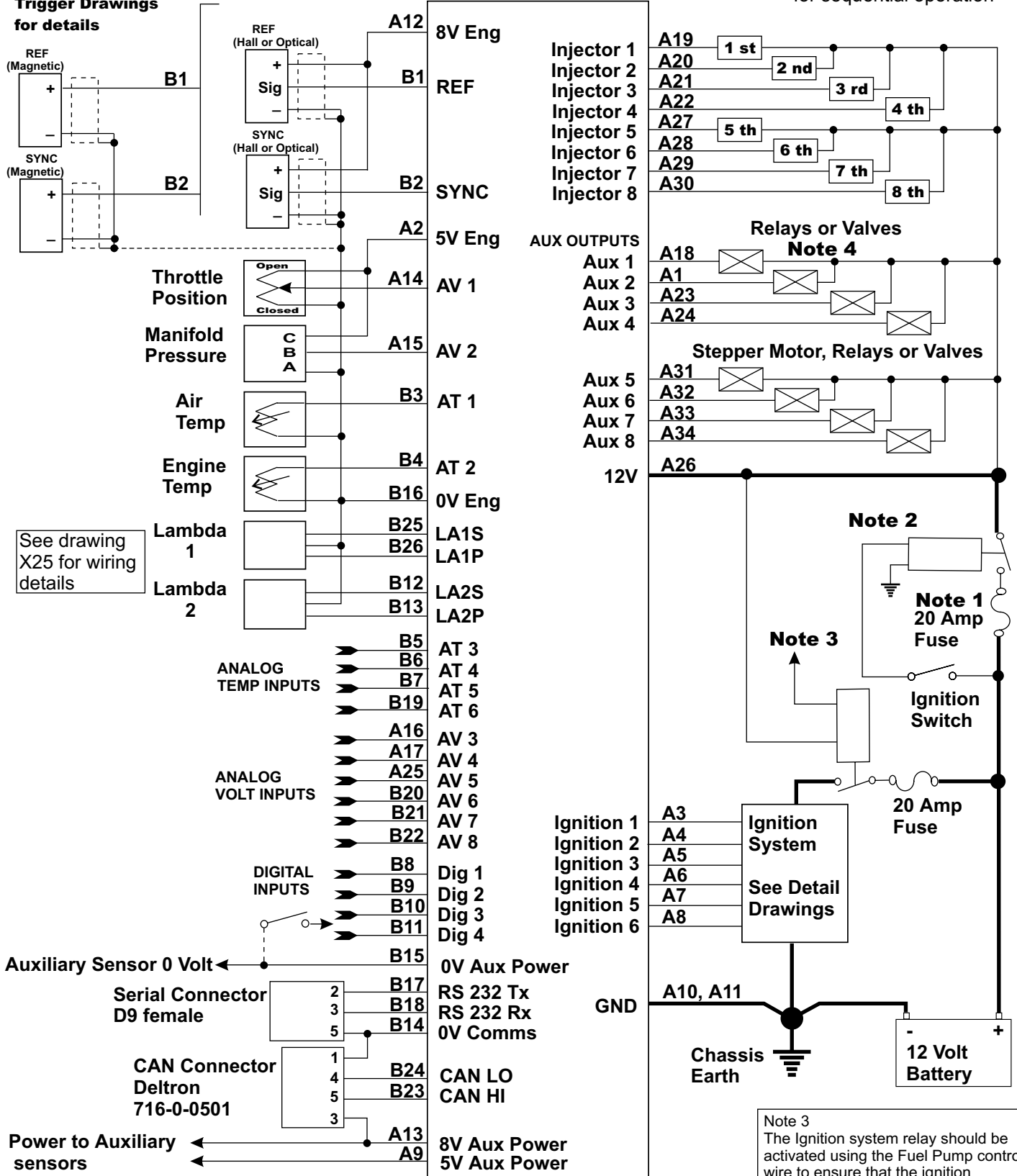


Refer to the Trigger Drawings for details

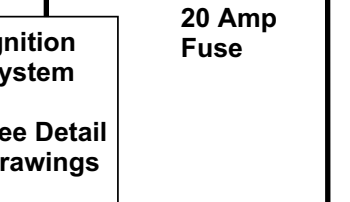
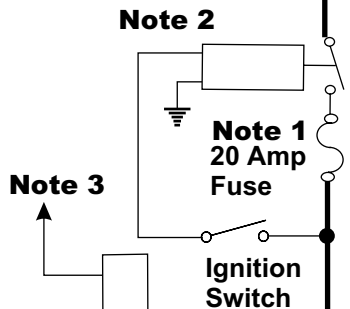
Sensors

ECU

Injectors Connect in firing order for sequential operation



See drawing X25 for wiring details



Note 3
The Ignition system relay should be activated using the Fuel Pump control wire to ensure that the ignition system is off when the engine is stopped. Or use the Fuel Pump Relay to power the Ignition System. This also provides reverse battery protection to the ignition system.

Note 4
Aux 1,2, 5-8 can also drive grounded loads. Aux 1 and 2 are High current.

Note 1
The Fuse is essential to ensure that the ECU is not damaged by reversed battery polarity

Note 2
To avoid the fuse blowing due to reverse battery polarity use a diode activated relay eg. Bosch 0332 014 112

